

BT1100
Bulldog

www.yamaha-motor.co.uk

 **YAMAHA**
Touching Your Heart

2005
BT1100 Bulldog

 **YAMAHA**

*Yamaha - delivering excitement,
because we love fun and challenges,
just like you do.*



yamaha-racing.com 




Always wear a helmet, eye protection and protective clothing. Yamaha encourage you to ride safely and respect fellow riders and the environment. Images shown in this brochure depict professional riders performing under controlled conditions. The specification and appearance of Yamaha products can vary from time to time without notice, and as shown here are illustrative only and are not a contractual description of products. For further details please consult your Yamaha dealer.



Yamaha highly recommend you use genuine Yamaha accessories and clothing. Contact your local dealer or visit our website: www.yamaha-motor-acc.com

Yamaha Motor (UK) LTD
Sopwith Drive, Brooklands
Weybridge, Surrey KT13 0UZ
Tel.: 01932 358000
Brochure hotline: 01932 358121
Brochure email: brochure@yamaha-motor.co.uk
Website: www.yamaha-motor.co.uk

Mobil
YAMAHA MOTOR (UK) LTD
use and recommend Mobil Oil



3MC-BT1100-IMB-LD-05E Printed on chlorine-free paper



*For the love
of real metal*



The BT1100 Bulldog offers genuine biking pleasure. Here is a real motorcycle that appeals to riders who appreciate the kind of feel-good performance and handling that makes bike riding one of life's greatest joys. Stylish and practical, honest and straightforward, this big V-twin is something of an antidote to the dizzying complexities of modern life, delivering feel-good vibes and a straight and true ride. Motorcyclists who choose the BT1100 choose a machine that was built to be ridden and built to be customised to perfectly fit your own riding life with a huge range of cool custom parts.



***Thumping V-twin
power... taut chassis...
sculpted lines***



The BT1100's recipe for success isn't rocket science — combining thumping V-twin performance with a rock-steady chassis — but there's no doubt it works superbly. That imposing 1,063 cc air-cooled motor produces plenty of powerful low-rpm torque, while the taut steel frame and smooth-riding suspension breeze you through the corners. The BT1100 gets a host of detail improvements for 2005, including a new front brake system with more power and feel, a more comfortable seat, an immobiliser, a new dash panel, hazard lights and tapered handlebars. Styling is as eye-grabbing as ever — those aggressive lines, sculpted fuel tank and five-spoke magnesium wheels leave onlookers in no doubt — this is a serious motorcycle for serious riders.






BT1100: genuine biking pleasure





BT1100 fitted with accessories



The Bulldog loves the custom look

The BT1100 is one of those motorcycles that begs to be customised. First there was the Mastino Napoletano – a radical custom show bike that accentuated the Bulldog's image. Then there's the BT1100 V.Metal, which showcases many trick aluminium accessories such as frame cover, muffler cover, short tail kit and much more.

The following styling or functional parts are also available for your BT1100...

1. Aluminium screen

This aluminium fly screen is designed to accentuate the metal look of your BT1100.

2. Sub-cowling

This easy-fit aluminium sub-cowling adds an aerodynamic edge to your BT1100.

3. Aluminium front fender

Add an extra touch of metal style to your BT1100 with this aluminium front fender.

4. Engine protector

This heavy duty steel engine protector keeps your BT1100's motor safe from knocks.

5. Flip-up screen

This smoked windscreen is 90 mm taller than standard to deflect wind blast for more comfort.

6. Luggage carrier and top case

Give your BT1100 extra carrying capacity with this steel luggage carrier and top case.



BT1100 Bulldog

TECHNICAL SPECIFICATION

ENGINE

Type	4-stroke, V-twin engine, air-cooled, SOHC
Displacement	1,063cc
Bore and stroke	95 x 75mm
Compression ratio	8.3:1
Max. power	47.8 kW (65 hp) @ 5,500 rpm
Max. torque	88.3 Nm (9 kg-m) @ 4,500 rpm
Lubrication	Wet sump
Carburation	Mikuni BSR37/2
Clutch type	Wet, multiple-disc
Ignition	TCI (digital)
Starter system	Electric
Transmission	Constant mesh, 5-speed
Final transmission	Shaft



Blue Stone (DNBME/SM1)



Midnight Black (BL2/SM1)



Anvil Red (??/BL2)

CHASSIS

Frame	Steel dual backbone
Front suspension	Telescopic forks
Front wheel travel	130 mm
Rear suspension	Swinging arm (Link suspension)
Rear wheel travel	113 mm
Front brake	Dual discs, Ø 298 mm
Rear brake	Single disc, Ø 267 mm
Front tyre	120/70 ZR17
Rear tyre	170/60 ZR17

DIMENSIONS

Overall length	2,192 mm
Overall width	800 mm
Overall height	1,145 mm
Seat height	812 mm
Wheelbase	1,511 mm
Min. ground clearance	168 mm
Dry weight	229.5 kg
Fuel tank capacity	20 litres
Oil tank capacity	3.1 litres

